

Silestone® & ECO Line Colour Series

USE & CARE

ES Uso y Mantenimiento

EN Use & Care

PT Uso e Manutenção

DE Gebrauch und Pflege

IT Utilizzo e Manutenzione

SW Användning och Underhåll

FR Utilisation et Entretien

NL Gebruik en Onderhoud



THE ORIGINAL QUARTZ



General Usage Advice

Routine Cleaning and Maintenance

Due to their low porosity, Silestone® and ECO Line Colour Series surfaces are highly resistant to household stains. Cosentino recommends you use Q-Action* to clean its Silestone® and ECO Line Colour Series surfaces. If you don't have this product, the best option is to use water and neutral soap. You should then finish off by rinsing the surface with plenty of water and drying it with kitchen paper or a clean cotton dish towel.



Cleaning Stubborn Stains

When faced with stubborn stains, the best way to fix it depends on the type of stain. The most usual cases are:

Grease Stains

Apply Q-Action onto the stain and rub it with a sponge until it disappears. Repeat the process if necessary. Next, rinse with a generous amount of water and dry the affected area.

Limescale

Use cleaning vinegar and a damp sponge. If the stain persists, you can use a limescale remover that has been diluted with water. Never leave it on for more than 2 minutes. Repeat the process if necessary. Rinse with plenty of water and dry with paper.

Silicone and Putty Stains

We recommend you remove the stains as soon as they appear. To do so, use a knife held horizontally and CleanColorsil, and scrub with a sponge. If you don't have any CleanColorsil, you can use a well-known brand of silicone remover. Afterwards, rinse with plenty of water and dry.

* Note: For UK Market both CIF Acti Fizz and CIF Kitchen Spray may also be used.

Cleaning Difficult Stains


For difficult stains, pour some Q-Action (or a similar product) onto the affected area and leave for 2 minutes. Next, scrub with a gentle scouring pad (for glass-top cookers), rinse with plenty of water and dry. If the stain persists, contact the fabricator or studio who supplied you with your Silestone materials.

Response to Impacts

One of the most notable features of these surfaces is high impact resistance. However, you should avoid any impacts in those areas that have been left weakened and exposed (sharp-pointed corners, non-bevelled edges, thin edges, etc.) due to work carried out fabricators.

Avoiding Heat Damage

After using certain kitchen utensils, such as frying pans, pots and other items that give off heat, do not place them directly onto the surface. Instead, you should use a tablemat (a rubber one, if possible) until the utensils have cooled down. This is because the sharp difference in temperature (between hot and cold) can damage the surface.



Precautions for General Use

- Do not leave water on the surface for long periods of time. The most susceptible areas are those that are close to sinks.
- Do not use sharp objects to cut directly on the worktop surface. Instead, use other protective materials such as chopping boards.
- Do not place the surface outside or anywhere that may be exposed to high levels of ultraviolet radiation.
- Do not place any objects that give off heat, or that have been recently removed from the cooker, onto the surface. Use a trivet or tablemat.
- Do not use water-repellents, sealants, polishes or similar products.
- Do not polish the surface.
- Do not place heavy objects that are unsuitable for worktop use on the surface.
- Do not use paint strippers, caustic soda or any products with a pH greater than 10. If you use bleach or solvents, you should rinse the surface with plenty of water. Never leave such products in permanent contact with the surface, as they may affect it after 12 hours. Avoid the use of any chlorine-based products and any contact with hydrofluoric acid.
- Do not use grease removers with a high mineral content, or very strong products containing 50% solutions of hydrochloric acid or sodium hydroxide.
- Do not use any cleaning products that have a mineral content or that include microparticles in their composition.
- Do not use any scouring pads that may scratch the surface. Use a cleaning sponge.
- Examples of products that you must not use on Silestone and ECO Line Colour Series surfaces: paint strippers, oven-cleaning products, cleaning products containing methylene chloride, acids for unblocking plugholes or nail-polish removers containing acetone.
- If any of these products are spilled onto the surface, remove them as quickly as possible using plenty of water and neutral soap.
- The use of these types of products may result in the loss of the product warranty.

For more details and information on cleaning methods, general maintenance and exposure to chemical substances, please visit the www.silestone.com and www.ecobycosentino.com websites.



The warranty will be invalidated in the event of any use that is not in accordance with the

recommendations set out in this document. Cosentino operates in compliance with the council directive of 21 December 1988 on the approximation of the laws of the Member States regarding materials and objects intended to come into contact with foodstuffs.





COSENTINO

Ctra. Baza a Huércal - Overa, km 59 , CP 04850 - Cantoria - Almería (Spain)
Tel. +34 950 444 175, info@cosentino.com, www.cosentino.com, www.silestone.com
 [silestonetheoriginal](https://www.facebook.com/silestonetheoriginal)  [silestone_ESP](https://twitter.com/silestone_ESP)



* To check terms and conditions please go to www.silestone.com

** To obtain more information about colours with NSF certificate please visit the official website: www.nsf.org